

FIRST STEPS OF USING THE BLACKBOARD PLATFORM

Instructions for students



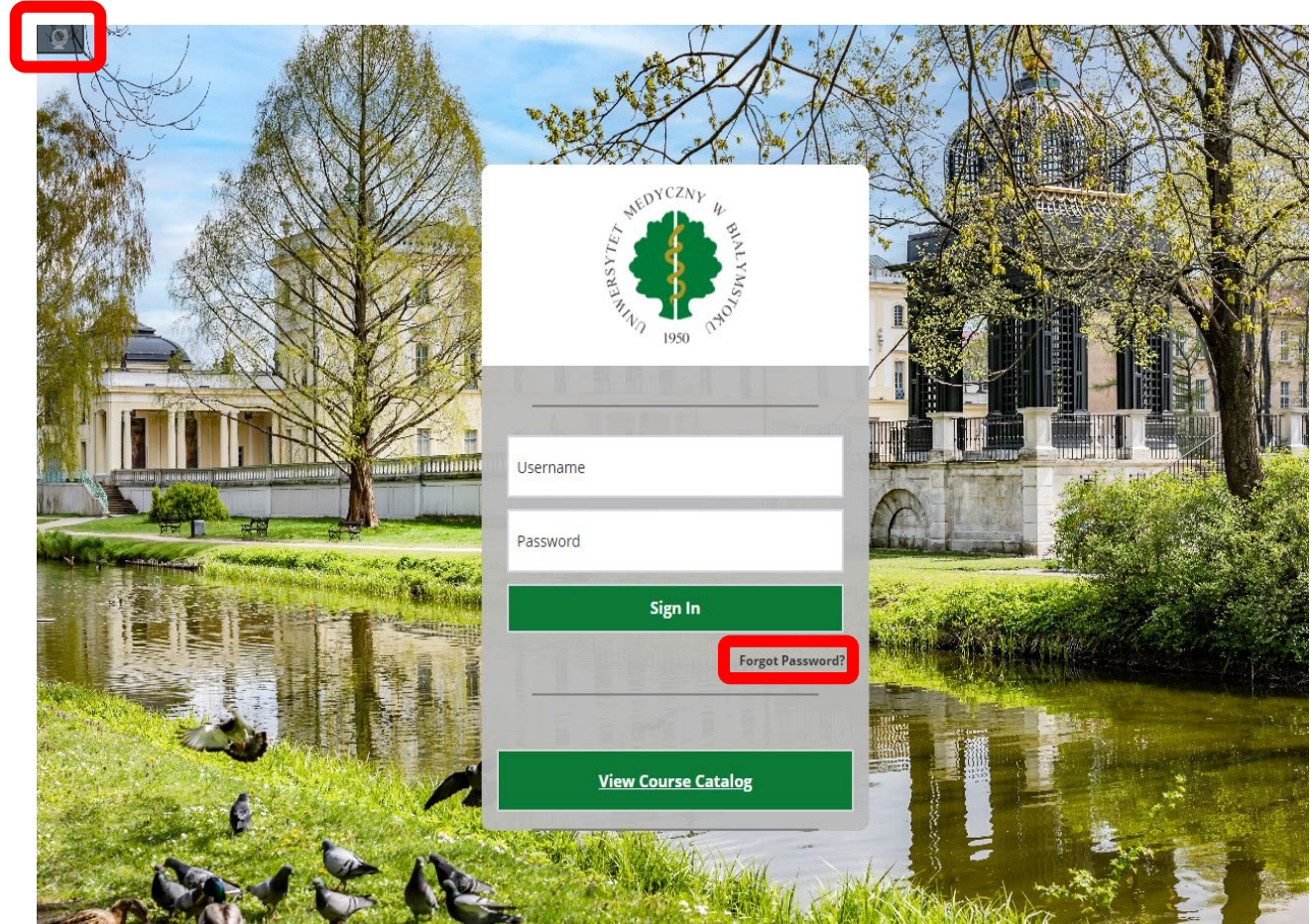
Creating a user account and first login.

The platform is available at <https://umbedu.blackboard.com>.

Student accounts are created automatically after an album number is assigned.

When you log in first time, you must set your own password for your account. To do this, use the "Forgot password?" option.

In the upper, left corner, there is an option to select the language. Available languages: Polish, English, French, German, Italian, Spanish, Ukrainian, Russian.



In the new window under **E-MAIL ADDRESS OPTION** fill in the "Name" and "Surname" fields, in the "**E-mail address**" field enter the e-mail address of the MUB student's mailbox to which the activation link will be sent.

Lost Password

To change your password, provide information for one option only: Username or Email Address.

USERNAME OPTION

To change your password, type your **First Name, Last Name, and Username** You need an active email address associated with your account to receive instructions. Your current password remains active until you change it.

First Name

Last Name

Username

EMAIL ADDRESS OPTION

Enter your **First Name, Last Name, and Email Address** to change the password. You need an active email address associated with your account to receive instructions. Your current password remains active until you change it.

First Name

Last Name

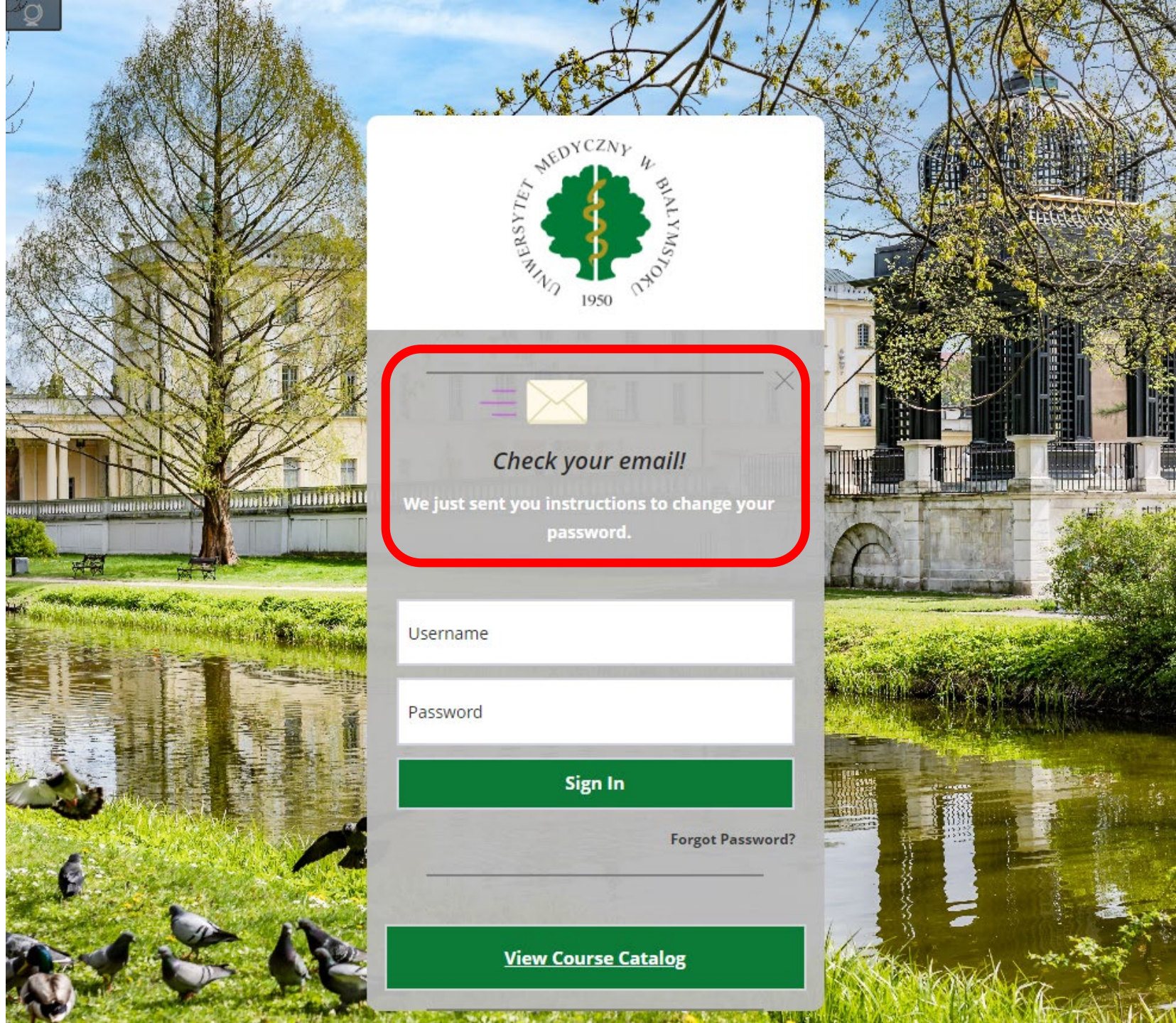
Email


Click **Submit** to proceed.

Cancel

Submit

Click the **Submit** button, log in to your student e-mail account and click on the activation link in the received message, where you enter your private password.





Check your email!

We just sent you instructions to change your password.

Sign In

[Forgot Password?](#)

[View Course Catalog](#)

Change Password




CHANGE PASSWORD

Complete this form to change the password.

Your password is case sensitive and must meet the requirements listed below.


New Password

New password must:

-  Be between 8-32 characters
-  Contain at least one number (0-9)
-  Contain at least one special character (-!@#\$%^&* _+= ` |{}[]:;'"<>.,?/)

Not match common profile fields

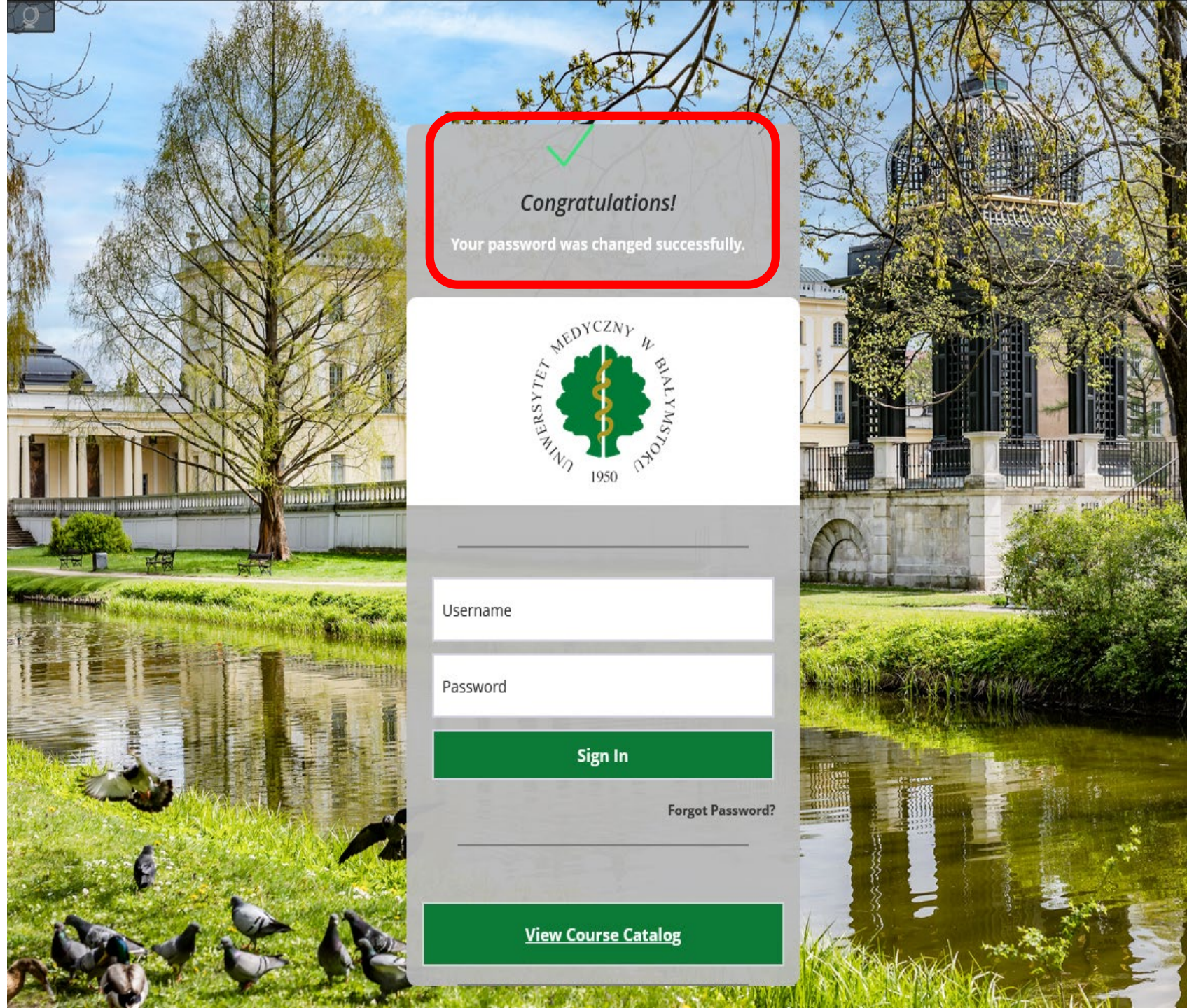
Verify New Password

-  Must match new password above

*Click **Submit** to proceed.*

Submit

Completing these steps will allow you to log in to the Blackboard platform using your student email address and your newly set private password.



Congratulations!

Your password was changed successfully.



Username

Password

Sign In


[Forgot Password?](#)

[View Course Catalog](#)


Before starting the course, do a [browser test](#).

Learn about the basic features of the platform:

- [Course navigation](#)
- [Activity Stream](#)
- [How to submit your work](#)

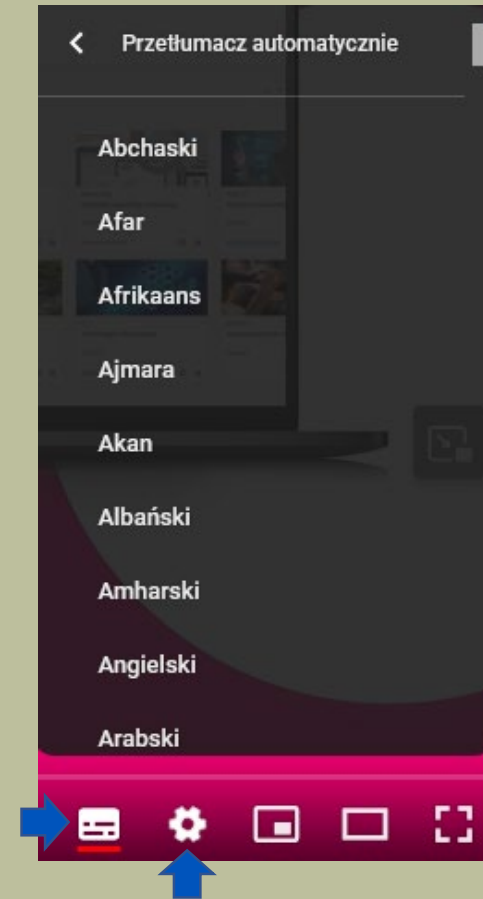


To better understand a topic, select the **subtitles** option and read the topic in your own language.




More information on the software provider's website:

- [Help for students](#)
- [Introduction](#)
- [Types of Course Content](#)
- [Messages](#)



Blackboard®





Report a problem to the helpdesk:

blackboard@umb.edu.pl

Remember that according to the study regulations, "Students are obliged to use the student university account in the student.umb.edu.pl domain in all matters concerning their studies in electronic correspondence and to regularly check their e-mail account and read their correspondence."